




HOW TO COMPLETE YOUR DAILY COVID-19 PRE-SCREENING

To complete your daily COVID-19 pre-screening using the Delgado mobile app:

1. Download the Delgado Mobile App to your device.
 - [iPhone App Download](#)
 - [iPad App Download](#)
 - [Android App Download](#)
2. If it is your first-time logging into the Delgado Mobile App, select **Get Started**.
If you are an existing Delgado mobile app user, click **Login** then enter your LoLA username and password.



3. Select your experience then click **Next**.

Select Your Experience

Student

Faculty/Staff

Visitors

Back

Next

4. **Login** by entering your LoLA username and password.

8:21

← Log in ?

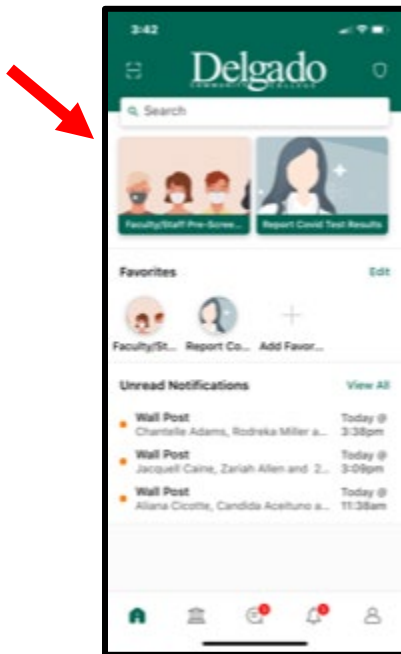
Please login using your LoLA account.

LoLA User Name

Password

Log in

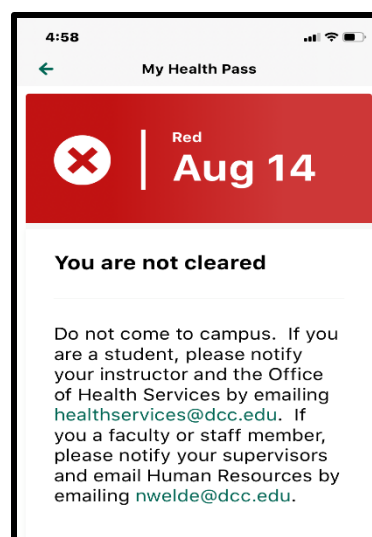
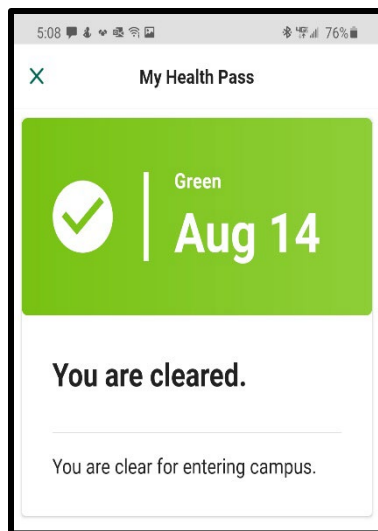
5. On the Home screen, select **Faculty/Staff Pre-Screening** and follow the below steps:



- a. Click **Next**
- b. Proceed to answer the questions, then click **Submit**

***Note:** From the home screen, you can also **Report COVID test results**.

6. Find your Health Pass:
- c. Select **My Profile, Health and Wellness, My Health Pass**
 - d. Depending on which clearance you received when you submitted your health form, your health pass will be green if ***“You are cleared”*** or red if ***“You are not cleared”***



***Note: Results are valid for 24 hours. Daily screenings are required by Delgado students, faculty, staff, visitors at all Delgado locations. Under Health and Wellness, you can also access your daily health history.**