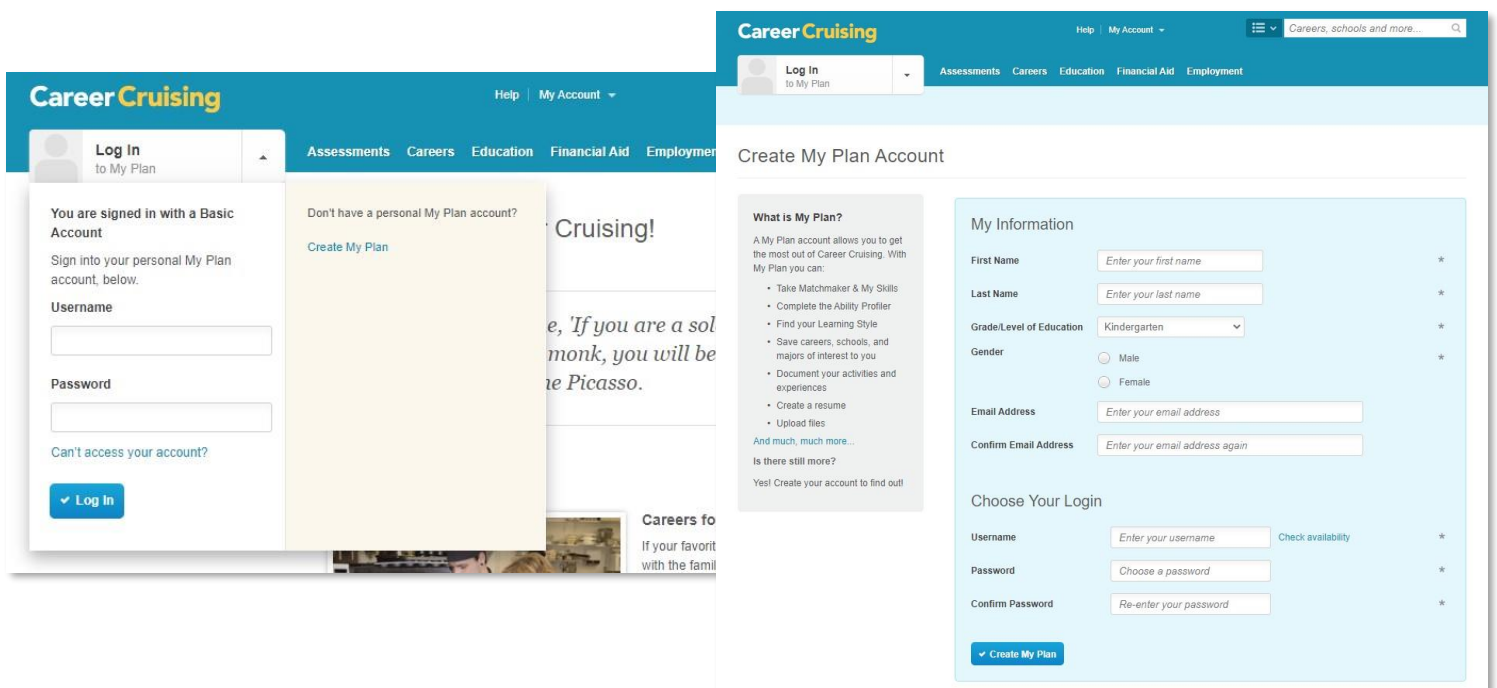


ACCESSING CAREER CRUISING DELGADO COMMUNITY COLLEGE STUDENTS AND ALUMNI

- 1) Navigate to www.careercruising.com and log in with Delgado Community College's Information
 - a. **Username:** delgadocc
 - b. **Password:** citypark

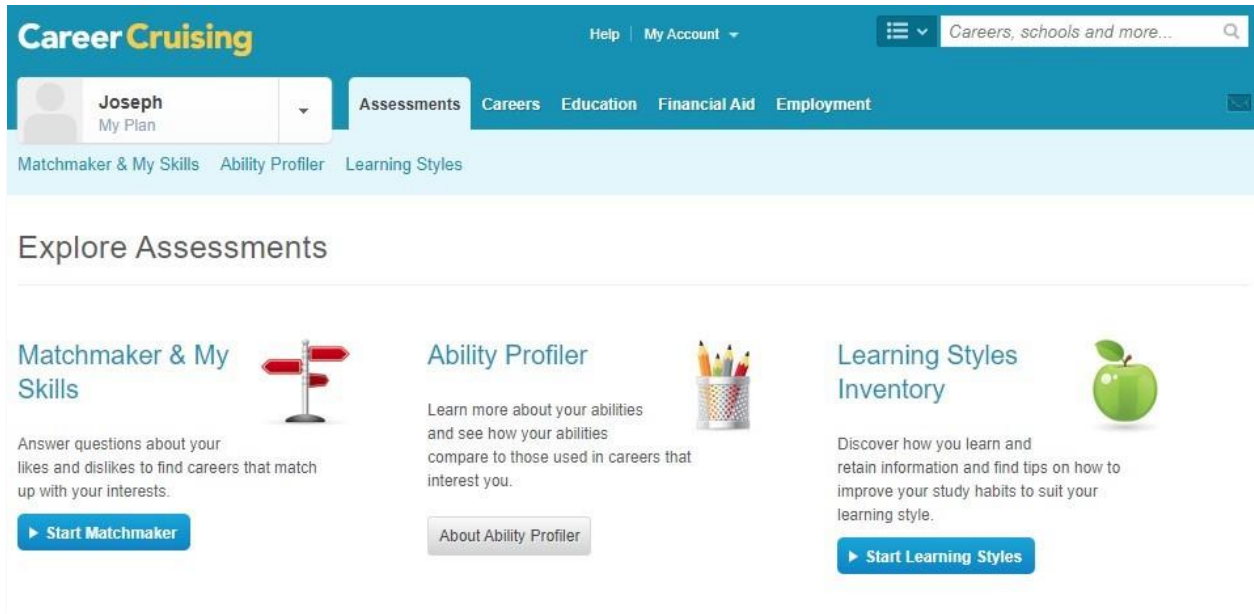


- 2) Click on “**Log in to My Plan**”, which is located in the top left of the screen. The Log In box will expand and you will be able to create a personalized My Plan account by selecting “**Create My Plan.**” Once your plan is created, you can return to your personalized account at anytime by utilizing the Username and Password sections. *Students are encouraged to explore the various options available through Career Cruising as this is a complementary service offered to all students and Alumni.*

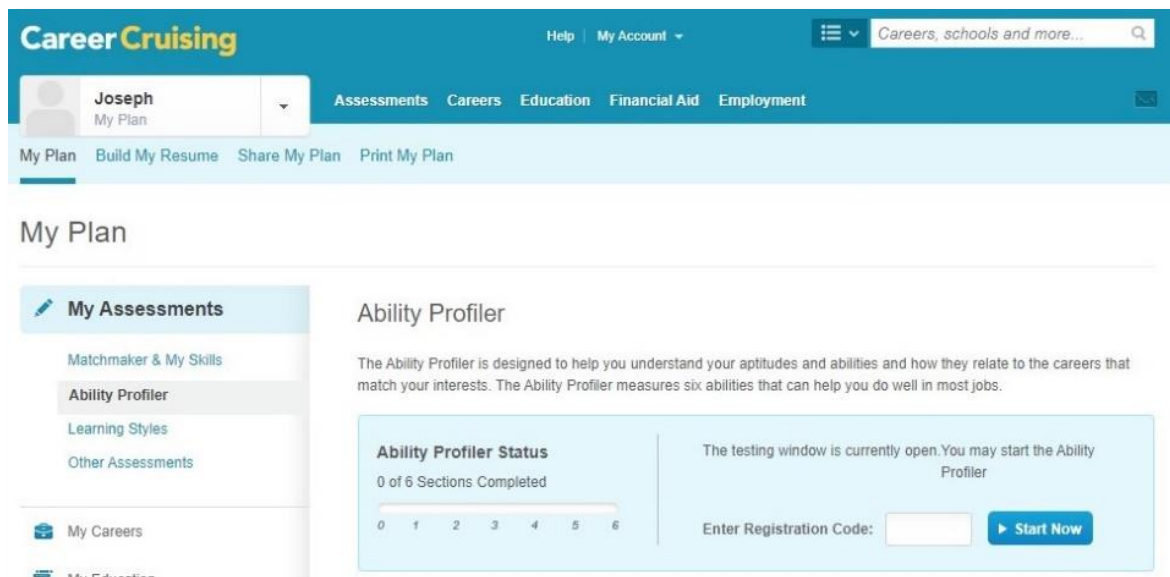


ACCESSING MATCHMAKER, ABILITY PROFILER & LEARNING STYLES INVENTORY DELGADO COMMUNITY COLLEGE STUDENTS AND ALUMNI

1) Once logged into your personalized Plan Account, click on Assessments at the top of the screen



2) Students will need to complete career Matchmaker and My Skills before they are granted a Registration Code to complete the Ability Profiler.



3) Once all Matchmaker and My Skills are completed, students will need to contact [The Center for New Student Engagement and Transition](#) on the City Park Campus by calling (504) 671-5155 or email CNSSET@dcc.edu in order to retrieve their Registration Code for the Ability Profiler.